

# COMPANY PROFILE

- . INTRODUCTION
- . BACKGROUND
- . MATERIALS
- . INSTALLATION
- . LIST OF PROJECTS
- . GALLERY

Contact

0568181007

0505773027

## AL DUHA

TENTS & TARABIL  
TAILORING

MOb. 0568181007 / 0505773027 E-Mail alduhatents@gmail.com, alduhatent@gmail.com

## الضحى

لخياطة الخيام  
والطرابيل



[www.parkingshades.weebly.com](http://www.parkingshades.weebly.com)

# TENSILE SHADES SOLUTION

**MANUFACTURERS  
SUPPLIERS  
&  
INSTALLATION**

**Car Park Shades,  
Tents, Awnings,  
Canopies,  
Swimming Pool  
Shades, School  
Shades, Play Area  
Shades, Sail  
Shades, Sun  
Shades, Garden  
Gazebos, Dome  
Shades, Wooden  
Pergola, Kitchen  
Cabinets,  
Maintenance,**

**More Details  
0505773027  
0568181007**

# **INTRODUCTION**

**AL DUHA TENTS & TARABIL TAILORING, established and founded in 2002 has built its solid name within the decade for designing, fabricating and actual installation of shades structures all over United Arab Emirates, Oman, mainly among tourist spots in Dubai, Abu Dhabi and among the emirates in UAE. ADT has lately extended its range for fabricating state-of-the-art canopy structures as far as Oman still welcoming to facilitate enquiries from all over GCC.**

**A wide variety of standard designs for car parking shades is readily available for your quick options and price inquiry. ADT also welcomes enquiry at your own architecture, thus, carefully analyzes each requirement and further recommends the best for your shade needs. We also readily fabricate, supply and install shades for swimming pool area, playground, entrance canopies of different types, sails, and a lot more.**

**At AL DUHA TENTS we build according to your architecture with efficiency, quality, and suitable price at the minimum time duration.  
Sincerely,**

**AL DUHA TENTS & TARABIL TAILORING**



**MANUFACTURERS  
SUPPLIERS  
&  
INSTALLATION**

**Car Park Shades,  
Tents, Awnings,  
Canopies,  
Swimming Pool  
Shades, School  
Shades, Play Area  
Shades, Sail  
Shades, Sun  
Shades, Garden  
Gazebos, Dome  
Shades, Wooden  
Pergola, Kitchen  
Cabinets,  
Maintenance,**

**More Details  
0505773027  
0568181007**

# **BACKGROUND**

**AL DUHA TENTS & TARABIL TAILORING** mainly provides the following items necessary for your shade requirement:

**FABRIC** The main material of the structure that provides foremost function of the shade and as well as “beauty” to the structure. ADT is using two (2) types of fabric shade, one is the High Density Polyethylene Monofilament ,Extra Heavy Duty Knitted Shade cloth (HDPE) which is designed for tensioned members used in architectural and commercial shade structures. The other type of fabric that we also use is the PVC Fabric Membranes, designed mainly to take range of perfect architecture shade, has several fabric thickness that will best suit structural requirements. (Please see MATERIALS Category for detailed info. We mainly use fabric products from Polyfab, Austrailia and Gale Pacific, Austrailia for HDPE Fabric Serge Ferrari, France, Mehler Texnologies, Germany for PVC.

**STEEL STRUCTURES** ADT uses Mild Steel or Hot Dipped GI Steel as main support for the shade structure, Steel Sections like Circular Hollow Sections, Rectangular/Square Hollow Sections are chiefly utilized for its stability and flexible uses. This may vary according to your standard steel specifications that ADT would facilitate to implement as required. Aluminum, Stainless Steel, Mild Steel hardware accessories are carefully selected and used for fixing the fabric into its steel support. Such accessories would include aluminum extrusions, shackles, bolts, anchor bolts, brackets and a lot more depending on the type of shade.

**FABRICATION & INSTALLATION** ADT has its own factory/ facilities for the stitching of fabric which comprises of patterning, tailoring and layout and welding for PVC fabric. We have state of the art fabric making and cutting machine (fully computerized) supplied by ADT Gerber Technologies, USA. Steel Fabrication has a division of sophisticated CNC cutting, drilling, welding facilities, which can handle massive tons of steel per day.

**MANUFACTURERS  
SUPPLIERS  
&  
INSTALLATION**

Car Park Shades,  
Tents, Awnings,  
Canopies,  
Swimming Pool  
Shades, School  
Shades, Play Area  
Shades, Sail  
Shades, Sun  
Shades, Garden  
Gazebos, Dome  
Shades, Wooden  
Pergola, Kitchen  
Cabinets,  
Maintenance,

More Details  
0505773027  
0568181007

# **SHADES Fabrics HDPE, Comshade - Australia**

Comshade is a unique innovative extra heavy duty knitted shade cloth made from high density polyethylene monofilament and tapes. It is designed for tension membrane shade sails used in architectural and commercial shade structures. Fabric Color varies according to your requirement.

## **FABRIC PROPERTIES.**

An exciting range of fade resistant colors are available, which, when used together with corporate colors will enhance the appearance and image of your company 1. Provides a shade factor of up to 90% and blocks out up to 96% of the sun's dangerous erythemal rays. 2. Made from high-density polyethylene, incorporating the latest UV inhibitors developed to resist UV degradation. 3. 10 year guarantee on fabric, on a pro-rata basis due to sun exposure. 4. Internationally recognized as the premium high-quality world class decorative shade fabric. 5. Basically recommended for car shades, pool shade, sails and aesthetically designed shade structures.

TECHNICAL SPECIFICATIONS		Warp	Weft	Breaking	Force
N/50mm	799	2147	Breaking	Extension	% 83.5 63.0 Tear
Resistance	N	172	282	Bursting	Force Steel Ball Mean N
1861	Bursting	Pressure	Mean KPa	3000	Average Weight : 330 g/sm

MANUFACTURERS  
SUPPLIERS  
&  
INSTALLATION

Car Park Shades,  
Tents, Awnings,  
Canopies,  
Swimming Pool  
Shades, School  
Shades, Play Area  
Shades, Sail  
Shades, Sun  
Shades, Garden  
Gazebos, Dome  
Shades, Wooden  
Pergola, Kitchen  
Cabinets,  
Maintenance,

More Details  
0505773027  
0568181007

# PVC - Fabric from Ferrari, France

Ferrari pioneered the use of PVDF flouropolymer treatments in textile architectural membranes. This technology launched over 10 years ago, is available a broad range of options tailorable to the exterior performance required.

## FABRIC PROPERTIES.

1. Cleaning Performance – The significant concentration of PVDF in the top coat makes cleaning so much easier.
- 2.Welding Performance – Formula S delivers excellent weld ability to simplify panel assembly. Strong welds are vital for structures that have to stand temperature extremes and heavy loads.
3. Calibration – Optimal calibration has resulted from over 10 years of experimentation and experience with composite membranes using various PVDF concentration levels.
4. Takes range of shapes and curves required aesthetically by designers/architects.
5. Easy to maintain and Fire Hazard Resistant
6. Compatible with STEEL Members / Aluminum Accessories for ease in installation.
7. Waterproofed.

## TECHNICAL PROPERTIES

Yarn	1100 dtex PES HT	Weight	950 g/m2	28 oz/sqyd	Width
267 cm – 105 inch	Tensile Strength (warp/weft)	420/400 daN	440/435	Ibs.	Tear Resistance (warp/weft)
55/50 daN	60/56 Ibs.	Adhesion	12 daN/5cm	Surface Treatment	FormulaS: Calibrated PVDF alloy
Product Application					



**MANUFACTURERS  
SUPPLIERS  
&  
INSTALLATION**

Car Park Shades,  
Tents, Awnings,  
Canopies,  
Swimming Pool  
Shades, School  
Shades, Play Area  
Shades, Sail  
Shades, Sun  
Shades, Garden  
Gazebos, Dome  
Shades, Wooden  
Pergola, Kitchen  
Cabinets,  
Maintenance,

More Details  
0505773027  
0568181007

## **FABRICATION / INSTALLATION METHODOLOGY**

1. The whole of fabrication is done according to Safety and welfare policies of the company. \*Submitted along with this.
2. Fabrication on a pipe CHS( (General)
  - A. Take the pipe to fabrication platform using a fork lift/ manual (depending on diameter of CHS). B. Measure the required length and mark it with marker. C. Using a circular template mark the required length all along the Periphery of the CHS. D. Start cutting activity I. Using a tabletop disc cutter for smaller diameters. II. Using Oxy Acetylene gas cutting set for bigger diameters. E. After cutting is done re measure the CHS for accuracy. F. Make V grooves grinding if the CHS has to be welded to another portion of CHS. G. Mark the positions of cleats and stiffness etc. using degree protector H. Fix the components in position using welding m/c and leave it for full welding. I. Welding to be carried out using 7018 rods with 3 phase welding M/C as specified by manufacturers J. After fabrication and welding is over the weld test if any is carried out prior to removal of CHS from platform. K. The CHS is shifted to stands for grinding works as weld and cut portions. L. Once grinding is over it is ready for sand blasting & the blasting work will be carried out at the factory.

MANUFACTURERS  
SUPPLIERS  
&  
INSTALLATION

Car Park Shades,  
Tents, Awnings,  
Canopies,  
Swimming Pool  
Shades, School  
Shades, Play Area  
Shades, Sail  
Shades, Sun  
Shades, Garden  
Gazebos, Dome  
Shades, Wooden  
Pergola, Kitchen  
Cabinets,  
Maintenance,

More Details  
0505773027  
0568181007

M. Important Safety rules followed are: I. Safety gloves and goggles for gas cutting and welding. II. Normal disc cutter- Safety gloves and goggles III. Safety shoe- For entire operation IV. Helmets- For entire operation V. Coverall- For entire operation VI. Fire protection measures Hot Work Permit system to control. VII. Necessary Fire Extinguishers/ Fire Blankets are provided.

3. For cutting cleats on M.S. plates

1) Check the dimensions of the plate and confirm its thickness prior to cutting. 2) Fix the plate to be cut on a leveled cutting platform and check the levels of plate prior to fix rail on it. 3) Fix the rail on the plate and program the cutting machine for the requirements. 4) Ensure there is no leak on the Roses connection m/c to the gas cylinders. 5) Start the m/c and keep watching the cutting program completes. 6) Repeat the above steps but finished components to be inspected for accuracy in dimensions. 7) Since, the cutting done using flame, ensure that the cut segment is handled very carefully using gloves. 8) After inspections the component is send for drilling operations. 9) Fire protection measures Hot Work Permit system to control.

4. Drilling operations

On CHS 1) First the fabricated CHS is brought to the platform. 2) The CHS will be kept elevated and fixed against rolling.



**MANUFACTURERS  
SUPPLIERS  
&  
INSTALLATION**

Car Park Shades,  
Tents, Awnings,  
Canopies,  
Swimming Pool  
Shades, School  
Shades, Play Area  
Shades, Sail  
Shades, Sun  
Shades, Garden  
Gazebos, Dome  
Shades, Wooden  
Pergola, Kitchen  
Cabinets,  
Maintenance,

More Details  
0505773027  
0568181007

3) The required markings are done. 4) Depending on the diameter of CHS, the selection of drill m/c is done 5) For bigger sections magnetic drill will be used and small sections hand drill (or) table mounted drill m/c will be used. Adequate care will be taken to secure uninterrupted power supply.

On Plates 1) The plates will be cut to size and re measured for their dimension and thickness. 2) Using punch tool the hole markings are done on the plates 3) On the radial drill m/c platform the plate is placed carefully and held to position using vice. 4) The radial drill m/c will have the correct size drill fitted to the jaw. 5) The drilling operation will start and stopped automatically by using program. 6) Proper care is taken while drilling operation is on by using goggles and gloves and safety shoes.

**5. Welding operation**

1) Welding environment is always given proper importance. 2) The welding area will be free from flammable objects and welding is carried out where we get maximum ventilation. 3) The electrical cables are inspected frequently for damages. 4) Each run of welding the slug is removed then and there and cleaning process is immediately carried on. 5) The welding is done to the maximum possible continuously and routing is done prior to welding. 6) Carry out necessary tests periodically and register the results. 7) Fire protection – Hot work permit.



**MANUFACTURERS  
SUPPLIERS  
&  
INSTALLATION**

Car Park Shades,  
Tents, Awnings,  
Canopies,  
Swimming Pool  
Shades, School  
Shades, Play Area  
Shades, Sail  
Shades, Sun  
Shades, Garden  
Gazebos, Dome  
Shades, Wooden  
Pergola, Kitchen  
Cabinets,  
Maintenance,

More Details  
0505773027  
0568181007

# **SITE ERECTION METHOD STATEMENT**

(For Standard Typical Structure)

A. Once the materials fabricated and delivered on site, prior to start erection, a site meeting with all erection team to make them familiar with the job and their locations and a briefing is done on safety and health.

B. A safety check is performed which will make it sure that all site personnel wearing safety elements like Hard hats, Safety shoes, Coverall and Safety harness if necessary.

C. Method of erection

1. As a first step the poles are erected after inspection of anchor bolts & alignments using necessary lifting arrangements.

2. The second step is erection of steel canopies using light weight scaffoldings and ensuring safety.

3. While erecting canopies since they are cantilevered the stay connecting canopy and pole is simultaneously installed.

4. Once the frames are installed they will be aligned properly and a thorough inspection is carried out on all the fastening systems before installation of fabric on top.

5. The centre assembly of the canopy is fixed inside the erected frame using necessary supporting platform and the bolts and nuts are tightened.

6. Now, starts fabric installation, the factory made fabric is opened and checked for any damages & dimensions and put on the central assembly.

**MANUFACTURERS  
SUPPLIERS  
&  
INSTALLATION**

**Car Park Shades,  
Tents, Awnings,  
Canopies,  
Swimming Pool  
Shades, School  
Shades, Play Area  
Shades, Sail  
Shades, Sun  
Shades, Garden  
Gazebos, Dome  
Shades, Wooden  
Pergola, Kitchen  
Cabinets,  
Maintenance,**

**More Details  
0505773027  
0568181007**

7. All the central assembly of the fabric installed as a sandwich between the two top plates.
8. Now, we are start stretching the fabric on four sides and fix it using aluminium extrusions on all the four side.
9. Once we secure the fabric using aluminium extrusions on all the four sides we go back to their central assembly and do necessary tensioning using the provided arrangement.
10. Once the final shape is achieved the alignment is checked with all the erected canopies and required adjustments are done.
11. Once the main erection is completed as per above 10 steps a further inspection is carried out to check the final alignments any damages to fabric & paint during erection.
12. Any damages found during step 11 will be rectified and the site will be cleaned and handed over to the client.
13. Proper care is taken through out the process to ensure there are no damages occur to the fabric and paint by means of protection rings using some soft material.
14. After installation and handing over the instruction and maintenance manual for the structure will be presented to the client including necessary trainings.
15. Even though we don't need cranes and other lifting arrangements, we hereby confirm if required, we will be using certified cranes & lifting equipments only.
16. To reach platforms and working height more than 1.5m, Aluminium ladders and Aluminium scaffoldings will be used (Al Futtaim Engineering)
17. Material will be stored at our risk and no chemicals will be stored on si



**MANUFACTURERS  
SUPPLIERS  
&  
INSTALLATION**

Car Park Shades,  
Tents, Awnings,  
Canopies,  
Swimming Pool  
Shades, School  
Shades, Play Area  
Shades, Sail  
Shades, Sun  
Shades, Garden  
Gazebos, Dome  
Shades, Wooden  
Pergola, Kitchen  
Cabinets,  
Maintenance,

More Details  
0505773027  
0568181007

**A FEW MAJOR PROJECTS**

**I. Abu Dhabi .**

1. Beach PVC Umbrella 70 Nos.– SHANGRELLA HOTEL.
2. Shade Canopies 10 Nos. – GRAND HAYAT HOTEL.
3. Play Area Shade 2 Nos. -- AMERICAN INT SCHOOL.
4. Storage Tents 20 x 40 Mtr. 2 Nos. – NATIONAL MARINE ( NMDC ).
5. Car Parking Shades 120 Nos. AL LOOR TECHNICAL SERVICES.
6. Factory Shades 15 x 50 Mtr. ICAD 2.
7. Industrial Shade Structure. SOUQ EXTRA. & Many More Clients.

**II. Dubai.**

1. Swimming Pool Shades 10 Nos. -- AQUWA WARDY.
2. Car Parking Shades 200 Nos. – LAWNS SCAPING.
3. Play Area Shades 5 Nos. --BIN HAIDER GROUP.
4. Building NO 2,3,4, Safety Fence – MEDIA CITY.
5. Banquat Shade 20 x 45 Mtr. – WORLD TRADE CENTER (WTC).
6. Parking Shades 80 Nos. – BRITISH COUNCIL.
7. Swimming Pool Shades 3 Nos. – JUMAIRAH BEACH HOTEL.
8. Truck Shades 10 Nos. -- MFL LOGISTIC (JAFZA).
9. Car Parking Shades 96 Nos. – SHARP MIDDLE EAST ( JAFZA).
10. Car Parking Shades 55 Nos. – NIA Limited ( JAFZA ).
11. Car Parking Canopy Fabric 150 Nos. – TESCO GROUPS & MORE


**MANUFACTURERS  
SUPPLIERS  
&  
INSTALLATION**

Car Park Shades,  
Tents, Awnings,  
Canopies,  
Swimming Pool  
Shades, School  
Shades, Play Area  
Shades, Sail  
Shades, Sun  
Shades, Garden  
Gazebos, Dome  
Shades, Wooden  
Pergola, Kitchen  
Cabinets,  
Maintenance,

More Details  
0505773027  
0568181007

## **II. Dubai.**

12. Al Mamzar Center 7.Nos Roof Shades.  
--EMIRATES ARAB AGENCY—
13. Car Parking Shades Aweer 20 Nos.  
– AL ALAN USED CAR SHOWROOM –
14. Arabian Ranches, Meadows, Emirates Hills Villas, Spring Villas,  
-- EMAAR GROUP.--
15. Play Area Shades 5 Nos.  
--ADVANTURE NURSERY—



AND MANY MORE PROJECTS COMPLETED IN OTHER  
CITIES DUBAI SHARJAH AJMAN UMM AL QUWIAN RAS  
AL KHAIMAH FUJAIRAH ABU DHABI ALAIN UAE AND  
EXPORT TO ALL GCC & AFRICAN COUNTRIES.



MANUFACTURERS  
SUPPLIERS  
&  
INSTALLATION

# Some of Our Major Clients


Car Park Shades,  
Tents, Awnings,  
Canopies,  
Swimming Pool  
Shades, School  
Shades, Play Area  
Shades, Sail  
Shades, Sun  
Shades, Garden  
Gazebos, Dome  
Shades, Wooden  
Pergola, Kitchen  
Cabinets,  
Maintenance,



More Details  
0505773027  
0568181007

# **PARKING SHADES MANUFACTURERS :-**


## **0568181007 / 0505773027**





# SWIMMING POOL SHADES MANUFACTURERS

0505773027 / 0568181007





# WEDDING PARTY TENTS RENTAL

0588181007 / 0505773027





# ARABIC MAJLIS TENTS MANUFACTURERS :-

## 0505773027 / 0568181007





# AWNINGS MANUFACTURERS :-

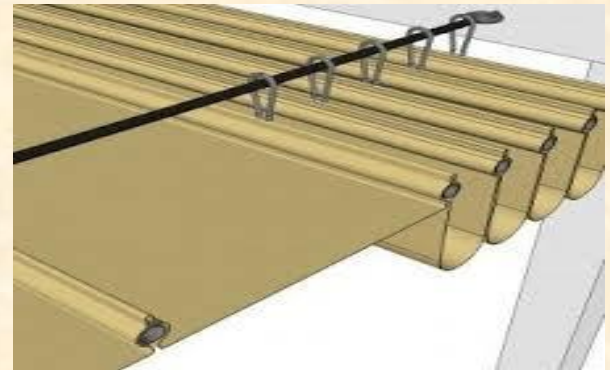
## 0505773027 / 0568181007





# WOODEN PERGOLA MANUFACTURERS :-

0505773027 / 0568181007





# TARPAULINS MANUFACTURERS :-

## 0505773027 / 0568181007

